



700 t



165 m



102 m +  
96 m



230 t



90 t



375 t



8,7 m

# Blending worlds, merging types

## LR 1700-1.0

Raupenkran  
Crawler Crane

# LIEBHERR

Mobile and Crawler Cranes

# NEW

Vorläufig  
Preliminary



# Highlights

**Bester Raupenkran in der 600 – 750 t-Klasse**  
Best crawler crane in the 600 – 750 t class

**Teile LR 1600/2**  
Parts LR 1600/2

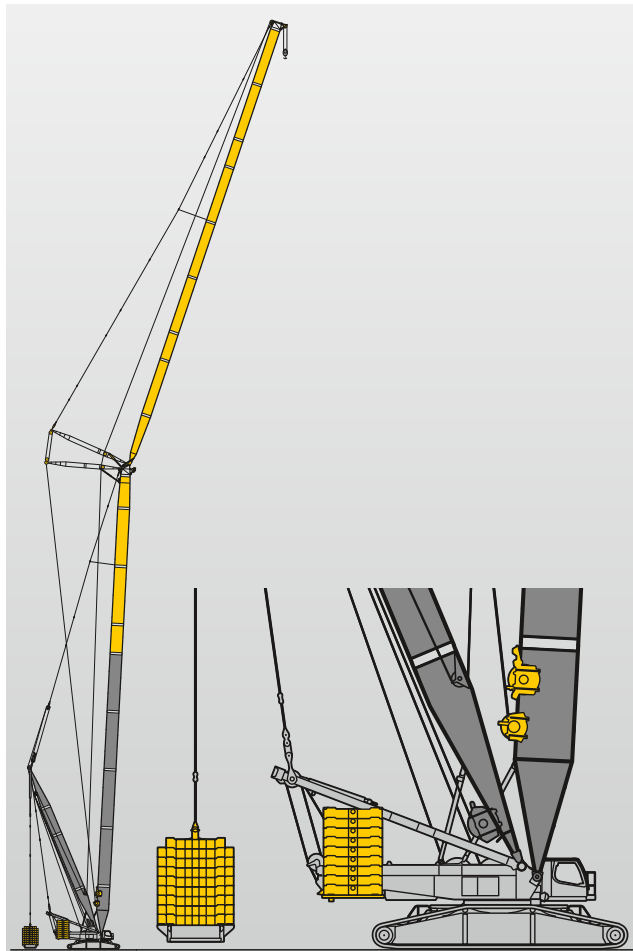
**H-KIT**  
H-Kit

**Derricksystem**  
Derrick system

**Grundmaschine**  
Base machine







Teile = LR 1600/2 • Parts = LR 1600/2

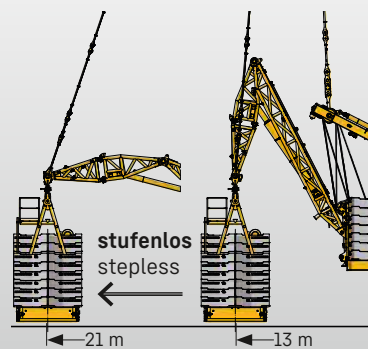
### Immer H-KIT Always H-KIT

- 3 x 3,5 m breite H-Teile
- Anlenkstück 3 m
- 3 x 3.5 m wide H components
- Base section 3 m

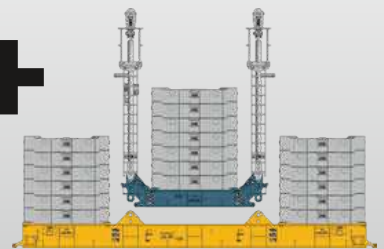


H-KIT • H-Kit

- Derrick: 36 m / 42 m
- Derrickballast: 375 t
- Derrickradius: 11 – 18 m
- V-Frame: 13 – 21 m
- VarioTray: 160 t



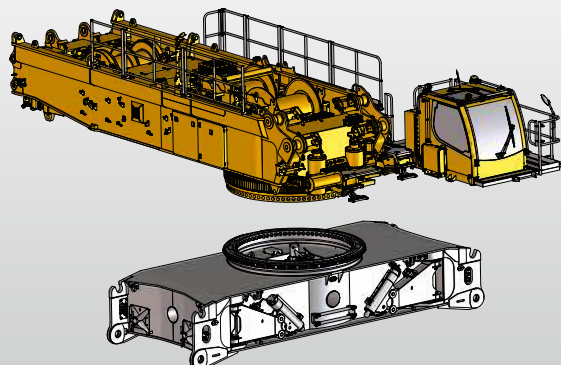
Gesamt: 375 t  
Total: 375 t



Modernstes Derricksystem • State of the art derrick system

- extrem steifes Grundgerät für 10 – 15 % mehr Traglast
- robuste Raupen für verschleißfreies Verfahren
- 4-fach Antrieb Serie

- Extremely stiff basic machine for 10 – 15 % higher lifting capacity
- Robust crawlers for wear-free travel
- 4-fold drive

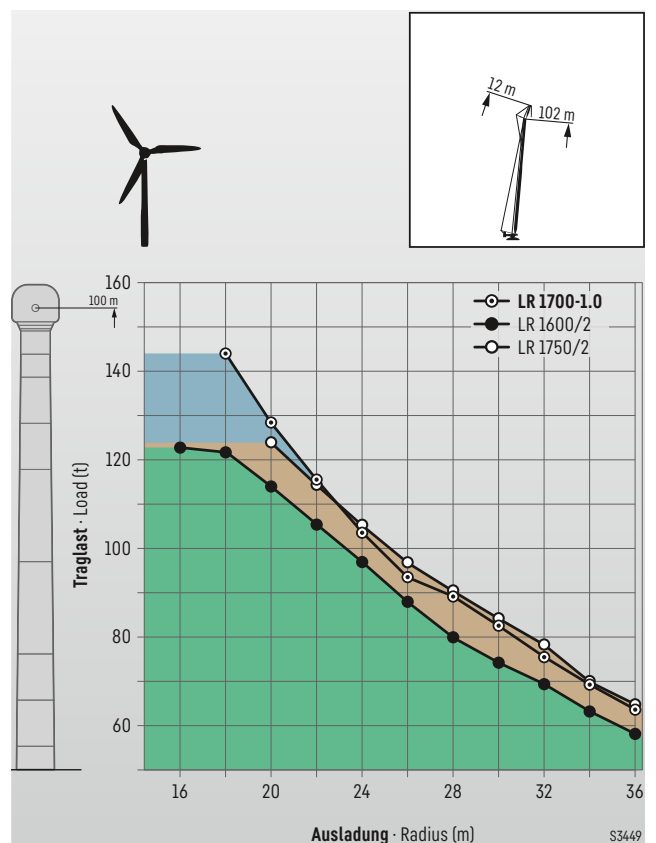
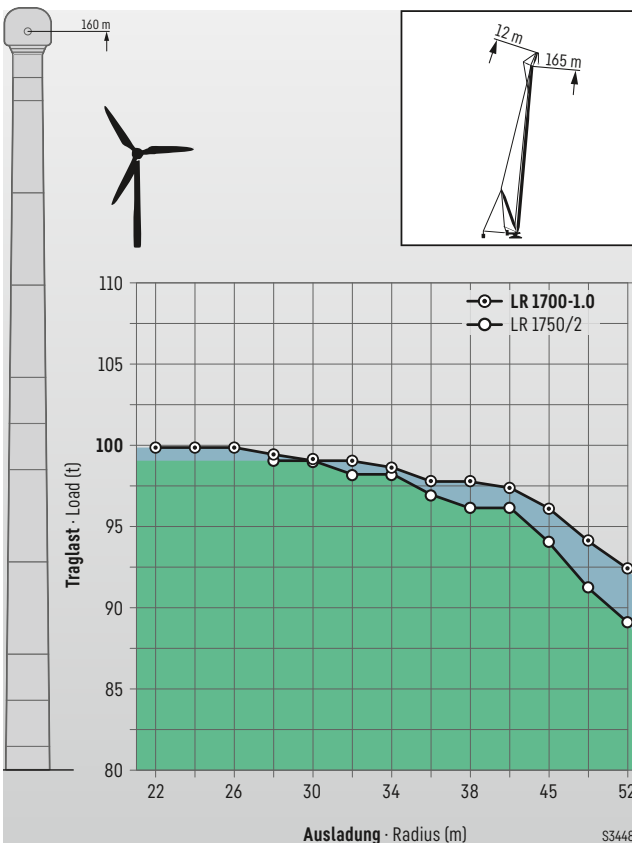
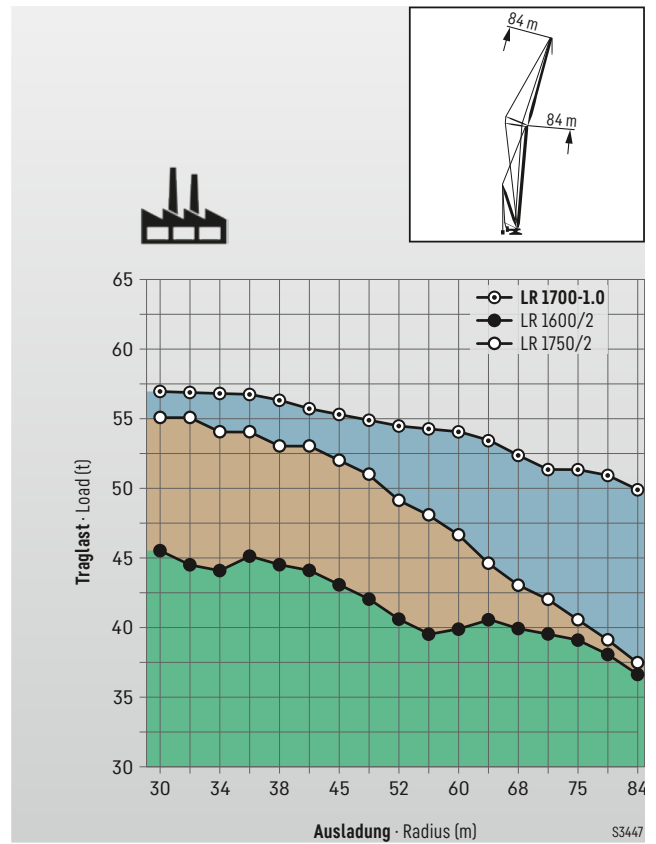
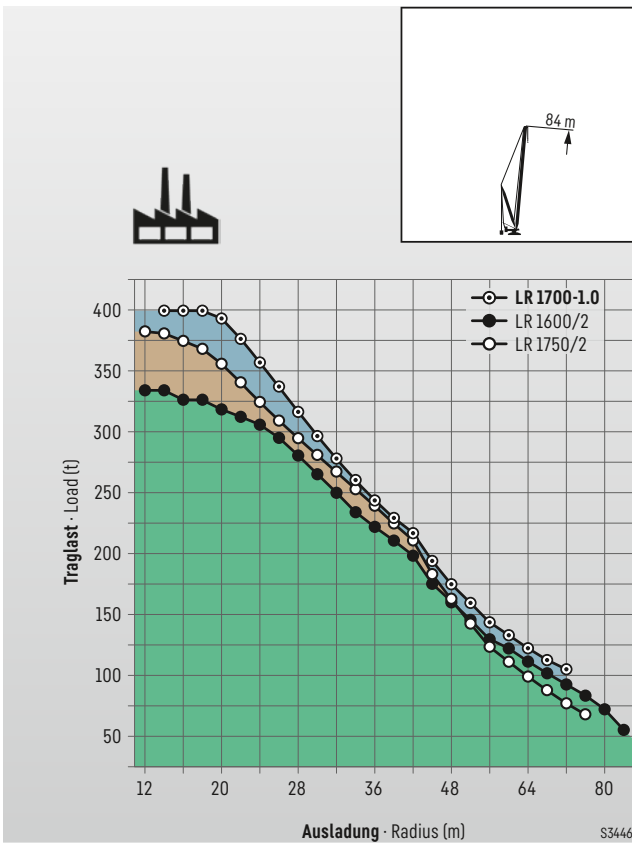


**NEW**

Überarbeitete Grundmaschine • Revised base machine

# Vergleiche Comparisons

## Traglasten über LR 1750/2 Capacities beyond LR 1750/2

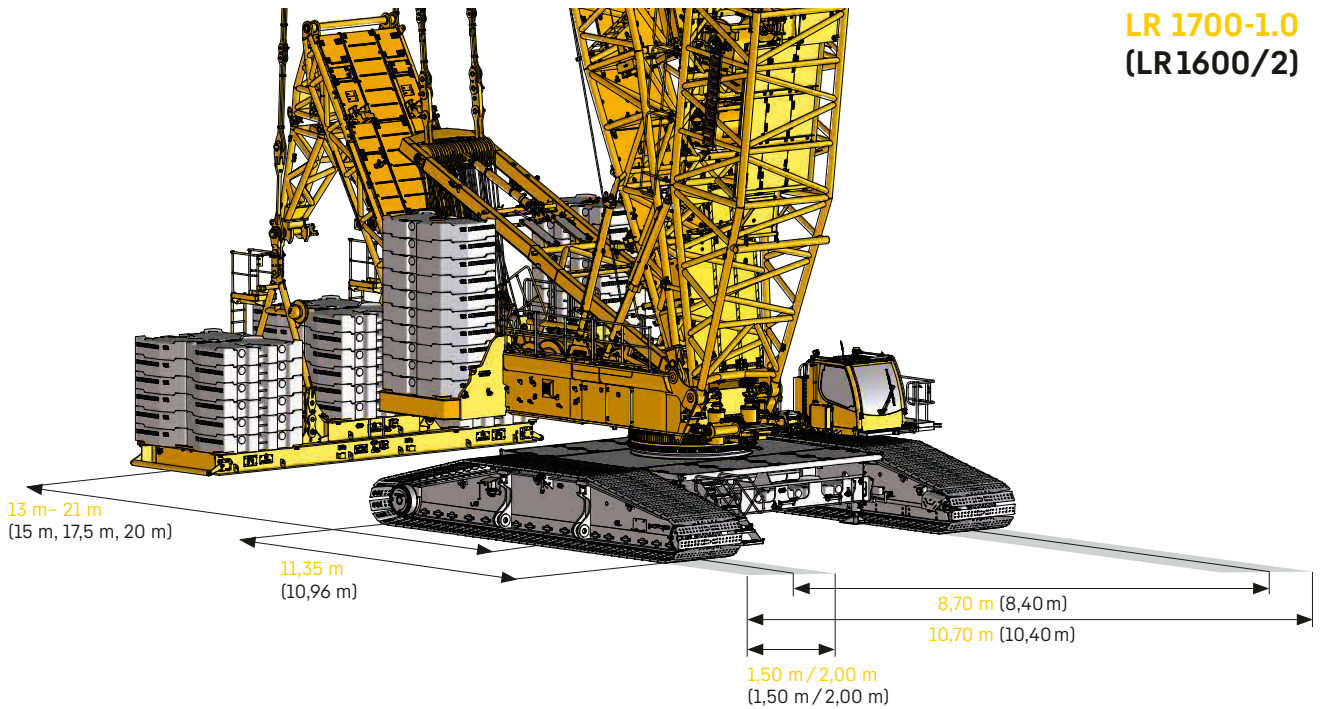




# Maße

## Dimensions

LR 1700-1.0  
(LR1600/2)



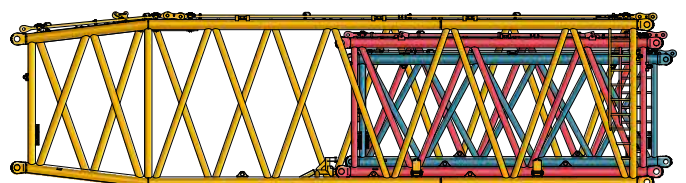
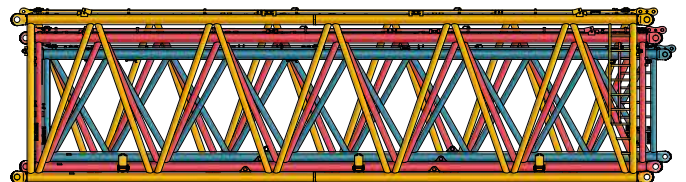
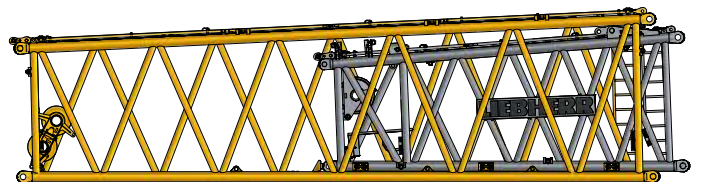
**3 x Transport >3,5 m<**  
3 x Transport >3,5 m<



**H-12 m RO**  
+ SL-Reduzierstück  
+ SL-Reduction section

+ **H-12 m**  
+ **S-12 m**  
+ **LI-12 m**


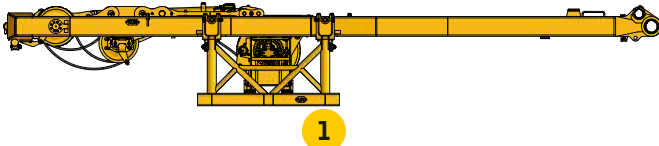
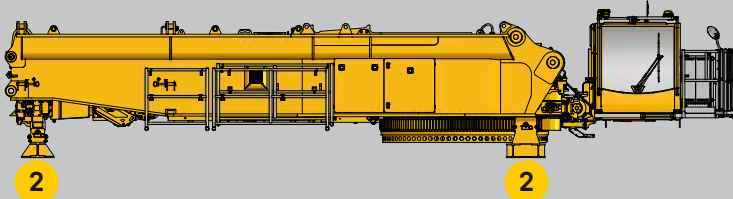
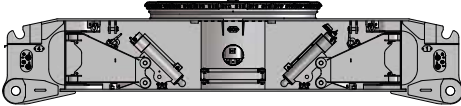
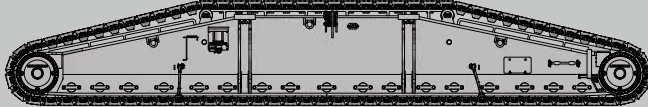
+ **H-12 m RU**  
+ **S-6 m**  
+ **LI-6 m**



Alle anderen Bauteile sind  $\leq 3$  m • All other components are  $\leq 3$  m

# Transportplan

## Transportation plan

| Teil<br>Part   | Gewicht<br>Weight   |   |      |        |        |
|--|---|---|------|--------|--------|
| <b>Winden 1 und 2 à 8,4 t</b><br>Winches 1 and 2 8,4 t each<br>                               | 8,4 t + 8,4 t   |   |      |        |        |
| <b>SA-Bock inkl. Winde IV</b><br>SA-Frame incl. Winch IV<br>                                  | 17,5 t<br>+1,6 t<br>Transport-<br>konsole<br>transport<br>bracket             |   |      |        |        |
| <b>Drehbühne ohne SA-Bock und Wenden</b><br>Superstructure without SA-frame and winches<br> | 41 t<br>(incl. QC)<br>+1,2 t<br>Transport-<br>konsole<br>transport<br>bracket |   |      |        |        |
| <b>Mittelteil</b><br>Middle section<br>   | 30 t  |   |      |        |        |
| <b>Raupenträger (4-fach, 2 m Platten)</b><br>Crawler track (4-fold, 2 m pads)<br>          | 2 x 43 t  |   |      |        |        |
| <b>Gesamt:</b><br>Total:   | 191,3 t   | 58,5 t                                    | 71 t | 88,5 t | 75,3 t |
|  |   | + Transportkonsole<br>+ transport bracket |      |        |        |

Änderungen vorbehalten · Subject to modification

Liebherr-Werk Ehingen GmbH · Postfach 1361 · 89582 Ehingen, Germany  
 Phone +49 73 91 5 02-0 · www.liebherr.com